

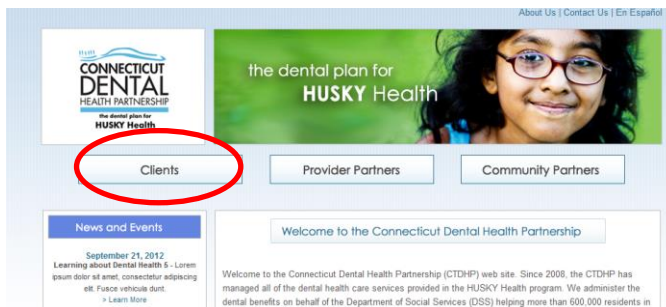


## Instructions for registration on CTDHP.com

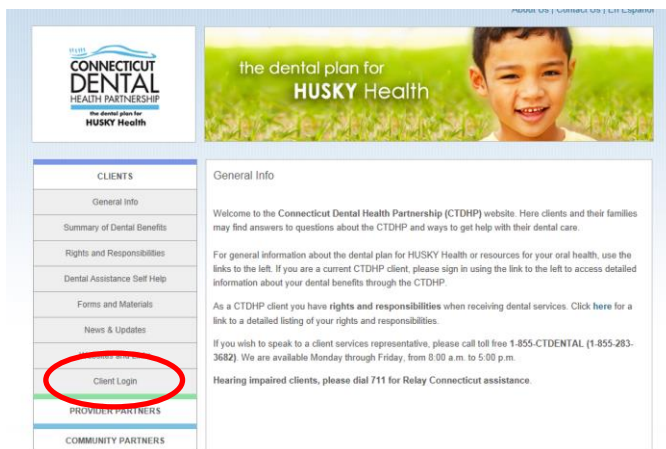
At The Connecticut Dental Health Partnership (CTDHP), protecting your information is very important to us. As a safety precaution, we have changed the way you will log into our website. To be sure that your information is secure, you will be required to register on our website before being able to login and gain access to the site.

Here are easy instructions to help you register:

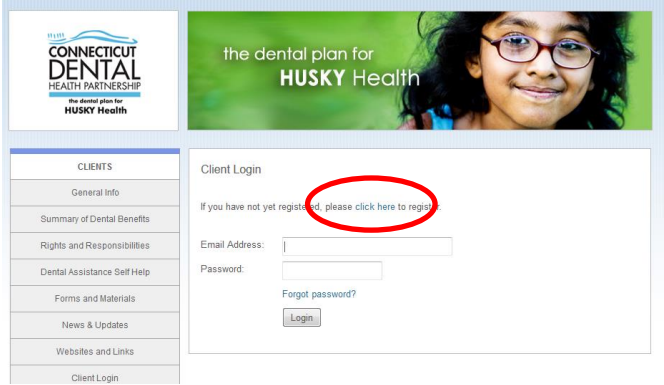
Click on the “Clients” tab on the top left side of screen.




Click on “Client Login” near the bottom of the list on the left side of screen.



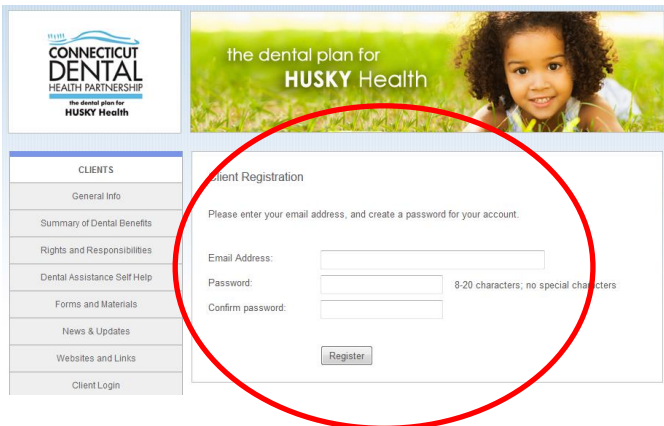
In the “Client Login” window, click on “click here” in order to register. The registration process only needs to be done once per Client ID.



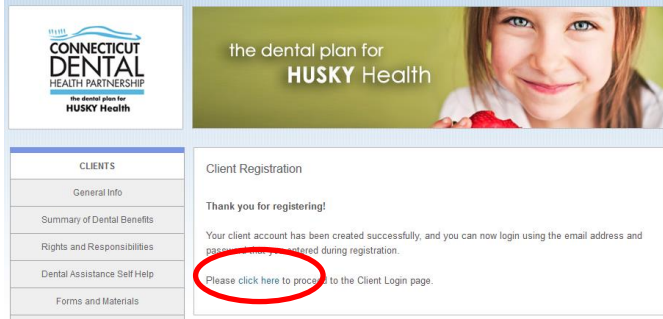
In the “Client Registration” window, enter your Client ID, your last name and your date of birth in the boxes provided. Enter the numbers from the security image in the box provided and click the “Continue” button.



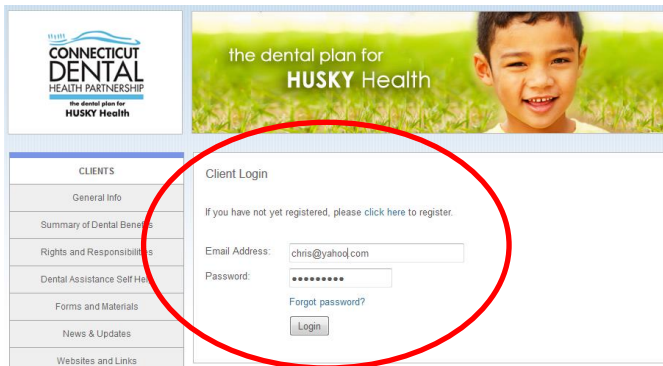
In the next “Client Registration” window, enter your email address and create a password and confirm your password in the boxes provided. Passwords must be eight or more characters and can only use letters or numbers. Once done, click the “Register” button.



A new window appears stating that your registration was successful. Click on “click here” to get to the client login page to login with your new credentials.

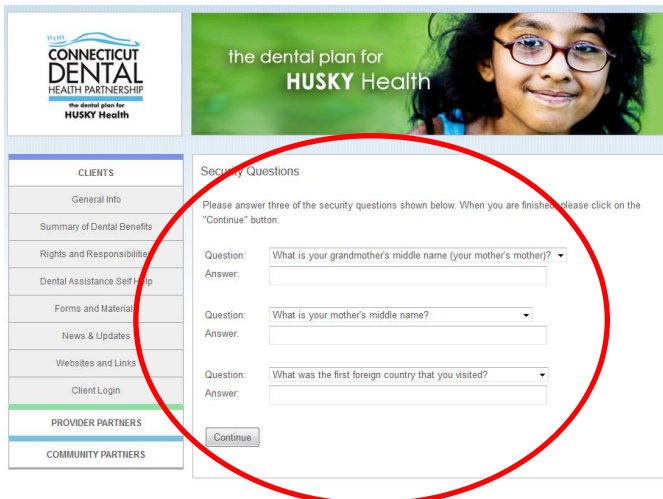


In the “Client Login” window enter your email address and the new password you created and click the “Login” button.



On your first login, you will be prompted to create security questions which can be used to reset your password if it is lost. In the “Security Questions” window, choose the three security questions you would like to answer from the drop down boxes. Put your answers in the box under each question.

When complete, click on the “Continue” button.



A new window will appear with a message stating that your security questions were successfully configured.

To continue, click on “click here”.

CONNECTICUT DENTAL HEALTH PARTNERSHIP  
the dental plan for HUSKY Health

CLIENTS

General Info

Summary of Dental Benefits

Rights and Responsibilities

Security Questions

You have successfully configured the security questions for your account.

[Please click here to continue](#)

A new window will appear showing your account information and the HUSKY plan you are enrolled in. On the bottom of this window there are options to update your information, view your dental history or contact customer service. If you have any issues with the new registration process, please contact customer service at: (866) 420-2924.